




ELECTRA-RIDE III

Custom Rail Stair Lifts





Precise, Reliable Drive Unit

The Electra-Ride III gives you a smooth, powerful drive system that combines a self-locking worm gear and rack and pinion design. This provides for safe operation and long lasting durability for years to come.

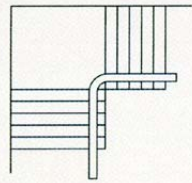
A soft-start, solid state controller gives you a secure, comfortable ride and includes an adjustable speed that makes every trip a pleasure. The Electra-Ride III is rated for rider weights up to 350 lbs. and custom seating sizes are available. Our own ergonomically custom designed upholstered seats are an attractive addition to your stairway.

BATTERY-POWERED OPERATION

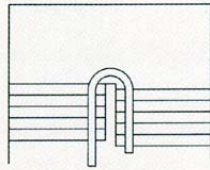
The Electra-Ride III is the standard of excellence in battery-powered stair lifts, and represents the finest product of its kind available today. This unique leading edge technology assures you of access even if electrical service to your home is interrupted, and reduces the chance of being stranded between floors. The unit's two 12-volt batteries are continuously charged by a state-of-the-art battery charger that plugs into any household outlet, and no special wiring is required.



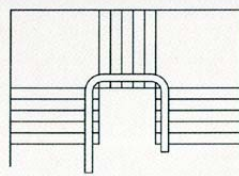
ELECTRA-RIDE III



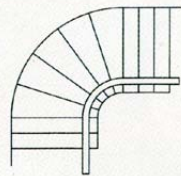
90° Inside Turn



180° Inside Turn



Double 90° Inside Turn



Large Radius 90° Turn

WRAP-AROUND PARK POSITIONS

Enjoy more clearance room on your staircase when the unit is not in use by parking the chair around a corner. Our optional 90° and 180° park positions allow for a cleaner, neater appearance in your home and can move you away from the staircase for entering and exiting the unit. In addition, a park position will reduce the amount of space normally required on the bottom of the staircase.



CONVENIENT INSTALLATION

In addition to peace of mind, battery-powered means you benefit from a simpler, easier installation. The rail can be installed as close as 7" from the wall, with an overall folded width of



just 16½". Stair treads are used to anchor the unit, not the wall, and each rail system and set of rail clamps is custom engineered for your particular stairway. Every Electra-Ride III is designed specifically for the intended user, to provide the best possible performance.

VALUE

Your Electra-Ride III is delivered fully equipped, including a locking swivel seat and two call/sends with charging indicator light at the top and bottom of the stairway; a footplate safety sensor that stops the unit if there is an obstruction on the stairway; a convenient retractable seatbelt; and an adjustable seat height feature for easier entry and exit. An Easy-Slide seat means there is no need to fold the seat. Just slip it back, out of the way. A simple to use lever raises and lowers the footplate. The



footplate and seat slide feature gives the unit a very trim appearance when folded, making use of the stairway by others much more convenient.



**WRIGHT
&
FILIPPIS**SM

For more information, please contact the Lifts, Elevators & Ramps Department
(800) 482-0222 or (248) 829-8214

www.FirstToServe.com

These and other barrier-free services are available throughout the entire state of Michigan.